








Computers – some of you may have added a shortcut to your computer’s main desktop to quickly open the MLS, some may open the browser and it is automatically at the MLS as the home page, or open the browser first (chrome, firefox, safari, etc) then go to a bookmark or favorite with the MLS address, and some may just start to type the address in the browser and it quickly finds it in the list of history.

On July 20th...

Computer Browser	Add MLS Shortcut to Desktop	Make MLS the Browser home page	Add MLS as Favorite/Bookmark	Clear Cache/Temp Internet Files (Ctrl+Shift+Del)
Chrome 	Open www.MLSNow.com , click 3 dots menu, More Tools, Create Shortcut	Click 3 dots, Settings, Appearance, Show home button, enter www.MLSNow.com	Open www.MLSNow.com , click the star at top right corner or click 3 dots, Bookmarks, Bookmark this tab...	Click 3 dots chrome menu, More Tools, Clear Browsing Data, Time Range = All time, check only Cached images & files, Clear data
Edge 	Click 3 dots, Settings, 3 lines at top left, On Startup, Open a Specific Page, Add a new page, enter www.MLSNow.com , click Add	Click 3 dots, Settings, Appearance, Show home button, enter www.MLSNow.com	Open www.MLSNow.com , click the star with the plus at end of address bar to open click 3 dots, Favorites,	Click 3 dots, Settings, choose Privacy,search&services, click Choose what to clear, Time Range = All time, check only Cached images and files, click Clear Now
Firefox 	Open www.MLSNow.com , resize the window to see the desktop behind, drag the lock next to the web address to the desktop	Click 3 lines, Settings, Home, change Firefox Home (Default) to Custom URLs, enter www.MLSNow.com	Open www.MLSNow.com , Click 3 lines, Bookmarks, Bookmark Current Tab, Save	Click 3 lines, Settings, Privacy & Security, under Cookies & Site Data, click Clear Data, check only the box for Cached Web Content, click Clear
Internet Explorer 	Open www.MLSNow.com , click File (or Alt+F), Send, Shortcut to Desktop	Click Gear icon, Internet Options, enter www.MLSNow.com as the Home page, click Apply	Open www.MLSNow.com , click Star at top right, click Add to Favorites. To open, click Star then click MLS Now	Click Gear icon, Internet Options, under Browsing History click Delete, check ONLY Temporary Internet Files and website files, click Delete
Safari 	Open www.MLSNow.com , resize the window to see the desktop behind, drag the icon next to the web address to the desktop	Open www.MLSNow.com , choose Safari -> Preferences, General, in the Homepage field click Set to Current Page	Open www.MLSNow.com , click the Share button (up arrow icon), choose Add Bookmark, click Add	Click Safari Preferences, click the Advanced tab, select the Show Develop menu, close Preferences window, click the Develop menu, click Empty Cache



Browser	Add Shortcut to Home screen		Add MLS as Favorite/Bookmark	Clear Cache/Temp Internet Files (Ctrl+Shift+Del)
Android Phone/Tablet-Chrome 	Open www.MLSNow.com , tap 3 dots, choose Add to Home screen	N/A	Open www.MLSNow.com , tap 3 dots, tap Star icon	Tap 3 dots, choose History, choose Clear browsing data
Apple Phone/Tablet-Safari 	Open www.MLSNow.com , Tap Bookmark icon (up arrow) then Add to Home Screen, tap Add	N/A	Open www.MLSNow.com , Tap Bookmark icon (up arrow) then Add Bookmark	Settings, Safari, Advanced Website Data, Remove All Website Data

Chrome	Edge	Firefox	Internet Explorer
