

SHOWINGTIME FOR THE MLS QUICK START GUIDE

ShowingTime for the MLS has many features that save time, reduce phone calls, and generate more showings, all of which helps you provide better service to clients. This Quick Start Guide will help you get started.



SCHEDULE SHOWINGS 24/7 THROUGH THE MLS

HOW TO SCHEDULE A SHOWING

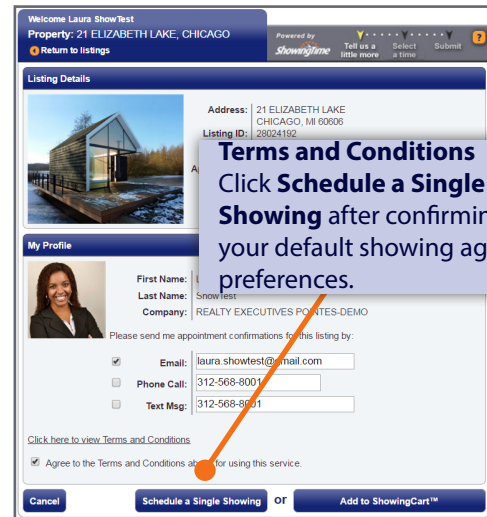
Step One:

Log in to Matrix, locate the listing you want to show and click the **Schedule a Showing** button.



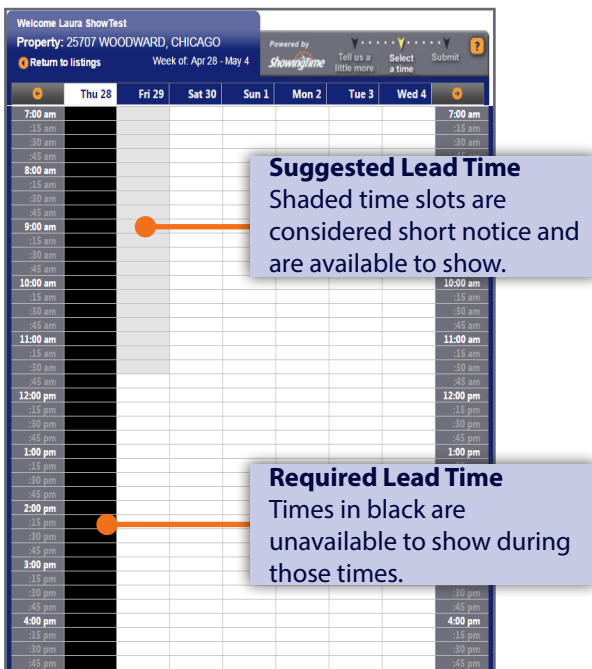
Step Two:

From the Terms & Conditions screen, confirm your default showing agent preferences, agree to the Terms & Conditions and click on **Schedule a Single Showing**.



Step Three:

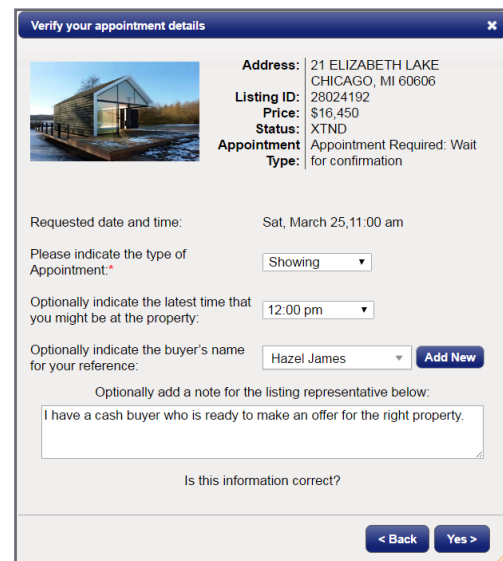
From the Appointment Calendar, select a date and time you'd like to schedule your showing and a pop-up will appear to verify your appointment details.



Step Four:

Indicate the type of appointment, and optionally select the end time, provide the buyer's name and enter any notes to share with the listing agent. Once complete, click **Yes** to submit your request to the listing agent for confirmation.

Once confirmed, you will be notified based off your default showing agent preferences.



*Appointment Calendar does not appear when listings are set to **View Instructions Only**.

SHOWINGTIME FOR THE MLS QUICK START GUIDE

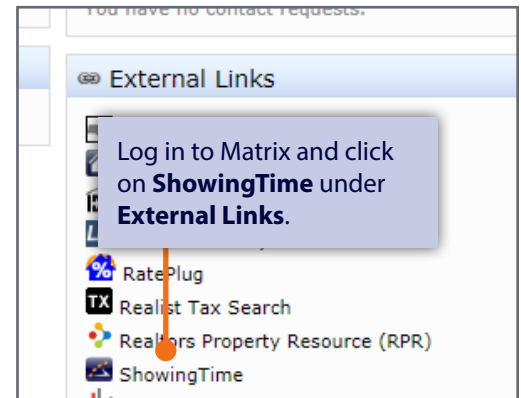
Customize your notification preferences and listing settings to make scheduling appointments more efficient.



CONFIGURING SHOWINGTIME FOR THE MLS LISTING SETUP

Log in to Matrix and click on **ShowingTime** under the **External Links** section on the Home page to access your ShowingTime Setup. Click **Listing Setup** in ShowingTime from the left side-menu and select a listing. This will take you to the Listing Worksheet where you can set up your listing with ShowingTime for the MLS.

Need help? We're here. Contact Member Support at support@showingtime.com. Also, videos and training materials can be found under the [Help and Training](#) section in ShowingTime.



16780 SUNDERLAND, CHICAGO (28032202)
Select another Listing to Manage: 16780 SUNDERLAND, CHICAGO (28032202)

Showing Time for the MLS
Allow Showing Agents to Request Appts Online? Yes No

Appointment Settings
Appointment Type: **Appointment Required**
Is this a listing agent accompanied showing? Yes No
Feedback Template: ShowingTime Template

Contacts
Contact Details: Laura ShowTest (Listing Agent), (312) 568-8001 (Mobile Phone), laura.showtest@gmail.com, (312) 568-8001 (Text Message)
Can Confirm Appts By: Text, Email, Push, ShowingVoice
Notify of Confirmed/Canceled Appts By: Text, Email, Push, ShowingVoice

Appointment Restrictions
Advanced Notice: No same day appts. Lead Time Required: 0 hours Suggested: 0 hours
Maximum Appointment Length: 15 min (Excludes Inspections, Walk-Throughs, and Appraisals)
Allow Overlapping Appointments? Yes, Please tell the showing agent ahead of time

Access Information
Access Details: How can the agent access the home? Listing Agent or Co-Listing Agent
Alarm Details: Would you like to provide alarm details to the agent for accessing the home? Yes No

Additional Instructions
Type your Showing Instructions here (Required for View Instructions Only Listings):
Buyers must be accompanied by showing agent at all times. Please remove shoes or wear booties. Use ShowingTime Messaging if you need to cancel or will be running late.

Driving Directions
Directions:
I-94 to North Ave. Head W on North Ave and right on Sunderland.

Set Showing Restrictions
You can block times when the listing is not available to be shown (restrictions will appear as blacked out areas on the **Appointment Calendar**).

Add Access Information
Select how agents can access the home and enter any lockbox and/or alarm information if available.

- Select your Appointment Type**
- 1. Appointment Required**—Used when a showing date and time must be confirmed; great for occupied properties.
 - 2. Go and Show**—Used when a showing date and time is desired; requests are instantly confirmed. Great for vacant homes.
 - 3. View Instructions Only**—Showing instructions are provided instead of a calendar; no showing date or time is needed.

Additional Instructions
Provide default instructions for showing agents on how to access the property so they can show the home.